


DUPAGE WATER COMMISSION LABORATORY BENCH SHEET
MONTHLY REPORT FOR JANUARY 2008

LEXINGTON SUPPLY

DUPAGE DISCHARGE

DAY	FREE CL ₂ mg/l	TURBIDITY NTU	PO ₄ mg/l	FREE CL ₂ mg/l	TURBIDITY NTU	TEMP °F	pH	Fluoride mg/l	PO ₄ mg/l	P.A.C. LBS/MG	ANALYST INT
1	0.68	0.08	0.41	0.70	0.09	38	7.6	1.2	0.40	0	GA
2	0.69	0.09	0.44	0.75	0.08	38	7.7	1.0	0.44	0	KD
3	0.69	0.08	0.48	0.71	0.08	37	7.5	1.1	0.44	0	KD
4	0.71	0.09	0.49	0.69	0.09	36	7.6	1.1	0.47	0	KD
5	0.73	0.09	0.48	0.77	0.08	36	7.7	1.1	0.45	0	KD
6	0.71	0.09	0.43	0.74	0.09	36	7.7	1.1	0.42	0	GA
7	0.69	0.09	0.42	0.75	0.09	36	7.7	1.0	0.41	0	GA
8	0.71	0.09	0.40	0.71	0.07	36	7.7	1.1	0.39	0	GA
9	0.69	0.08	0.40	0.72	0.09	36	7.6	1.1	0.38	0	GA
10	0.74	0.08	0.43	0.70	0.07	36	7.7	1.1	0.39	0	KD
11	0.70	0.09	0.43	0.71	0.08	36	7.7	1.1	0.45	0	KD
12	0.68	0.08	0.41	0.71	0.08	36	7.6	1.2	0.42	0	GA
13	0.70	0.08	0.40	0.72	0.09	36	7.7	1.1	0.44	0	CT
14	0.68	0.08	0.42	0.71	0.09	36	7.6	1.1	0.39	0	GA
15	0.68	0.08	0.44	0.70	0.08	36	7.6	1.1	0.39	0	GA
16	0.68	0.09	0.43	0.71	0.08	36	7.7	1.1	0.40	0	GA
17	0.70	0.08	0.40	0.72	0.09	36	7.5	1.1	0.38	0	GA
18	0.69	0.08	0.42	0.71	0.09	37	7.7	1.1	0.41	0	KD
19	0.68	0.09	0.44	0.71	0.08	37	7.5	1.1	0.40	0	KD
20	0.69	0.08	0.43	0.72	0.09	36	7.5	1.1	0.42	0	KD
21	0.71	0.09	0.45	0.73	0.08	36	7.6	1.1	0.41	0	KD
22	0.69	0.09	0.40	0.70	0.07	36	7.7	1.2	0.41	0	GA
23	0.72	0.09	0.40	0.71	0.08	36	7.6	1.1	0.39	0	GA
24	0.68	0.09	0.42	0.70	0.09	36	7.6	1.1	0.39	0	GA
25	0.68	0.08	0.41	0.71	0.08	36	7.7	1.1	0.38	0	GA
26	0.69	0.09	0.40	0.70	0.08	36	7.7	1.1	0.40	0	KD
27	0.70	0.08	0.42	0.75	0.09	36	7.7	1.1	0.44	0	KD
28	0.69	0.09	0.51	0.71	0.08	36	7.7	1.0	0.46	0	KD
29	0.75	0.01	0.45	0.76	0.07	36	7.6	1.1	0.40	0	KD
30	0.74	0.09	0.40	0.72	0.08	36	7.6	1.1	0.40	0	GA
31	0.72	0.08	0.40	0.71	0.07	36	7.7	1.1	0.38	0	GA
AVG	0.70	0.08	0.43	0.72	0.08	36	7.6	1.1	0.41	0	
MAX	0.75	0.09	0.51	0.77	0.09	38	7.7	1.2	0.47	0	
MIN	0.68	0.01	0.40	0.69	0.07	36	7.5	1.0	0.38	0	


Terrance McGhee
Manager of Water Operations



Robert L. Martin
General Manager


DUPAGE WATER COMMISSION LABORATORY BENCH SHEET
MONTHLY REPORT FOR FEBRUARY 2008

LEXINGTON SUPPLY

DUPAGE DISCHARGE

DAY	FREE CL ₂ mg/l	TURBIDITY NTU	PO ₄ mg/l	FREE CL ₂ mg/l	TURBIDITY NTU	TEMP °F	pH	Fluoride	PO ₄ mg/l	P.A.C. LBS/MG	ANALYST INT
1	0.68	0.09	0.42	0.70	0.07	36	7.7	1.1	0.43	0	GA
2	0.77	0.08	0.40	0.72	0.09	36	7.7	1.1	0.42	0	GA
3	0.71	0.08	0.39	0.69	0.08	36	7.6	1.1	0.43	0	JV
4	0.70	0.08	0.40	0.70	0.08	36	7.6	1.1	0.39	0	MW
5	0.70	0.08	0.42	0.72	0.07	36	7.7	1.1	0.42	0	JV
6	0.73	0.09	0.42	0.71	0.07	36	7.7	1.0	0.43	0	JV
7	0.72	0.10	0.47	0.68	0.09	36	7.7	1.0	0.40	0	MR
8	0.64	0.08	0.39	0.65	0.09	36	7.6	1.0	0.41	0	MR
9	0.67	0.08	0.42	0.66	0.08	36	7.7	1.0	0.39	0	AM
10	0.69	0.08	0.41	0.67	0.08	36	7.7	1.1	0.39	0	MR
11	0.76	0.08	0.39	0.75	0.08	36	7.6	1.1	0.42	0	JV
12	0.65	0.09	0.40	0.67	0.07	36	7.7	1.1	0.38	0	JV
13	0.64	0.09	0.41	0.67	0.08	36	7.6	1.1	0.38	0	JV
14	0.65	0.09	0.40	0.67	0.07	36	7.6	1.1	0.37	0	JV
15	0.70	0.08	0.48	0.69	0.08	36	7.7	1.1	0.42	0	MR
16	0.65	0.09	0.42	0.66	0.09	36	7.6	1.0	0.41	0	MR
17	0.68	0.09	0.41	0.67	0.08	36	7.7	1.0	0.40	0	MR
18	0.68	0.09	0.39	0.67	0.08	36	7.7	1.0	0.39	0	MR
19	0.65	0.08	0.39	0.66	0.07	36	7.6	1.2	0.38	0	JV
20	0.70	0.09	0.42	0.66	0.08	36	7.7	1.1	0.40	0	JV
21	0.66	0.08	0.41	0.67	0.08	35	7.7	1.2	0.39	0	JV
22	0.66	0.08	0.39	0.68	0.08	35	7.6	1.1	0.38	0	JV
23	0.68	0.09	0.46	0.68	0.07	35	7.6	1.0	0.38	0	MR
24	0.65	0.09	0.43	0.66	0.08	36	7.6	1.2	0.38	0	JV
25	0.66	0.09	0.44	0.67	0.08	36	7.6	1.2	0.38	0	CT
26	0.66	0.09	0.39	0.66	0.07	36	7.6	1.1	0.47	0	MR
27	0.65	0.09	0.41	0.66	0.08	35	7.6	1.2	0.38	0	JV
28	0.66	0.09	0.39	0.67	0.07	35	7.6	1.1	0.41	0	JV
29	0.69	0.10	0.42	0.68	0.08	35	7.7	1.1	0.41	0	GA
AVG	0.68	0.09	0.41	0.68	0.08	36	7.6	1.1	0.40	0	
MAX	0.77	0.10	0.48	0.75	0.09	36	7.7	1.2	0.47	0	
MIN	0.64	0.08	0.39	0.65	0.07	35	7.6	1.0	0.37	0	


Terrance McGhee
Manager of Water Operations



Robert L. Martin
General Manager

DUPAGE WATER COMMISSION LABORATORY BENCH SHEET
MONTHLY REPORT FOR MARCH 2008

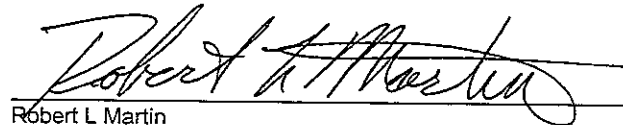
LEXINGTON SUPPLY

DUPAGE DISCHARGE

DAY	FREE CL ₂ mg/l	TURBIDITY NTU	PO ₄ mg/l	FREE CL ₂ mg/l	TURBIDITY NTU	TEMP °F	pH	Fluoride	PO ₄ mg/l	P.A.C. LBS/MG	ANALYST INT
1	0.68	0.10	0.42	0.69	0.08	35	7.6	1.2	0.43	0	JV
2	0.69	0.10	0.42	0.69	0.08	35	7.6	1.2	0.44	0	MR
3	0.67	0.10	0.43	0.67	0.08	35	7.6	1.2	0.45	0	MR
4	0.66	0.09	0.42	0.68	0.07	35	7.6	1.2	0.43	0	MR
5	0.71	0.09	0.42	0.70	0.07	35	7.6	1.1	0.42	0	MR
6	0.70	0.10	0.43	0.67	0.07	35	7.5	1.2	0.44	0	JV
7	0.70	0.09	0.45	0.69	0.07	35	7.6	1.2	0.44	0	JV
8	0.72	0.08	0.43	0.68	0.07	35	7.6	1.1	0.43	0	JV
9	0.66	0.10	0.41	0.69	0.07	35	7.6	1.2	0.41	0	JV
10	0.68	0.10	0.43	0.67	0.08	35	7.6	1.0	0.42	0	MR
11	0.69	0.10	0.45	0.68	0.08	35	7.6	1.2	0.40	0	MR
12	0.66	0.09	0.42	0.67	0.09	35	7.4	1.1	0.41	0	JU
13	0.70	0.09	0.42	0.68	0.09	35	7.6	1.1	0.44	0	MR
14	0.66	0.09	0.43	0.67	0.07	35	7.6	1.1	0.45	0	JV
15	0.68	0.09	0.46	0.67	0.07	36	7.6	1.2	0.43	0	JV
16	0.71	0.09	0.46	0.68	0.07	36	7.6	1.1	0.44	0	JV
17	0.68	0.10	0.45	0.69	0.07	36	7.6	1.1	0.43	0	JV
18	0.70	0.10	0.45	0.67	0.07	36	7.6	1.1	0.48	0	MR
19	0.67	0.11	0.44	0.69	0.07	36	7.5	1.2	0.46	0	MR
20	0.70	0.11	0.42	0.68	0.09	36	7.6	1.1	0.42	0	MR
21	0.71	0.09	0.45	0.71	0.09	37	7.6	1.2	0.42	0	MR
22	0.71	0.09	0.45	0.70	0.08	36	7.6	1.0	0.43	0	JV
23	0.71	0.09	0.42	0.68	0.07	36	7.6	1.1	0.43	0	GA
24	0.72	0.10	0.42	0.70	0.07	38	7.5	1.2	0.41	0	JV
25	0.68	0.10	0.44	0.72	0.07	38	7.6	1.1	0.43	0	JV
26	0.71	0.10	0.43	0.68	0.07	38	7.6	1.1	0.41	0	MR
27	0.66	0.08	0.43	0.67	0.08	38	7.6	1.0	0.41	0	MR
28	0.67	0.11	0.43	0.68	0.08	38	7.6	1.0	0.46	0	MR
29	0.66	0.09	0.42	0.66	0.08	39	7.6	1.0	0.44	0	MR
30	0.69	0.09	0.45	0.69	0.08	39	7.6	1.1	0.42	0	KD
31	0.68	0.09	0.45	0.68	0.07	39	7.6	1.2	0.42	0	KD
AVG	0.69	0.10	0.43	0.68	0.08	36	7.6	1.1	0.43	0	
MAX	0.72	0.11	0.46	0.72	0.09	39	7.6	1.2	0.48	0	
MIN	0.66	0.08	0.41	0.66	0.07	35	7.4	1.0	0.40	0	



Terrance McGhee
Manager of Water Operations



Robert L. Martin
General Manager

DUPAGE WATER COMMISSION LABORATORY BENCH SHEET
MONTHLY REPORT FOR APRIL 2008


LEXINGTON SUPPLY

DUPAGE DISCHARGE

DAY	LEXINGTON SUPPLY		DUPAGE DISCHARGE		TEMP °F	pH	Fluoride	PO ₄ mg/l	P.A.C. LBS/MG	ANALYST INT	
	FREE CL ₂ mg/l	TURBIDITY NTU	FREE CL ₂ mg/l	TURBIDITY NTU							
1	0.68	0.10	0.46	0.68	0.09	39	7.6	1.2	0.42	0	KD
2	0.67	0.10	0.45	0.67	0.08	39	7.6	1.2	0.44	0	KD
3	0.66	0.12	0.44	0.67	0.09	40	7.6	1.2	0.43	0	GA
4	0.70	0.09	0.44	0.68	0.08	41	7.6	1.0	0.44	0	GA
5	0.67	0.09	0.43	0.69	0.08	41	7.6	1.2	0.43	0	MW
6	0.69	0.09	0.45	0.68	0.07	40	7.6	1.0	0.46	0	KD
7	0.72	0.09	0.43	0.69	0.09	40	7.6	1.0	0.44	0	KD
8	0.69	0.10	0.43	0.70	0.08	40	7.6	1.0	0.44	0	KD
9	0.71	0.11	0.44	0.70	0.08	41	7.6	1.0	0.42	0	KD
10	0.71	0.11	0.43	0.70	0.09	41	7.6	1.0	0.43	0	KD
11	0.72	0.12	0.44	0.69	0.09	42	7.6	1.0	0.43	0	GA
12	0.72	0.10	0.44	0.68	0.08	43	7.6	1.0	0.45	0	MW
13	0.69	0.10	0.45	0.70	0.09	43	7.6	1.0	0.44	0	GA
14	0.70	0.10	0.46	0.70	0.09	43	7.6	1.0	0.44	0	GA
15	0.71	0.10	0.44	0.69	0.08	46	7.6	1.0	0.44	0	KD
16	0.69	0.11	0.45	0.68	0.09	47	7.6	1.0	0.43	0	KD
17	0.71	0.11	0.45	0.69	0.09	47	7.6	1.0	0.46	0	KD
18	0.72	0.10	0.43	0.69	0.09	48	7.6	1.0	0.43	0	KD
19	0.69	0.09	0.44	0.69	0.08	45	7.6	1.0	0.43	0	MW
20	0.68	0.09	0.44	0.68	0.09	48	7.6	1.0	0.45	0	JV
21	0.67	0.09	0.44	0.67	0.09	48	7.6	1.0	0.44	0	GA
22	0.68	0.10	0.45	0.66	0.01	48	7.6	1.0	0.44	0	GA
23	0.68	0.10	0.46	0.66	0.01	48	7.5	1.0	0.46	0	KD
24	0.69	0.10	0.43	0.68	0.08	49	7.5	1.0	0.45	0	KD
25	0.70	0.10	0.46	0.69	0.08	50	7.5	1.0	0.46	0	KD
26	0.69	0.10	0.45	0.68	0.09	48	7.5	0.9	0.45	0	KD
27	0.67	0.09	0.45	0.69	0.09	50	7.7	1.0	0.46	0	GA
28	0.69	0.09	0.45	0.70	0.09	50	7.6	1.0	0.45	0	GA
29	0.70	0.09	0.47	0.68	0.09	51	7.5	1.0	0.44	0	GA
30	0.68	0.09	0.45	0.68	0.09	51	7.5	1.0	0.45	0	GA
31											
AVG	0.67	0.10	0.45	0.68	0.08	45	7.6	1.0	0.43	0	
MAX	0.72	0.12	0.47	0.70	0.09	51	7.7	1.2	0.46	0	
MIN	0.66	0.09	0.43	0.66	0.01	39	7.5	0.9	0.42	0	



Terrance McGhee
Manager of Water Operations




Robert L. Martin
General Manager


DUPAGE WATER COMMISSION LABORATORY BENCH SHEET
MONTHLY REPORT FOR MAY 2008

LEXINGTON SUPPLY

DUPAGE DISCHARGE

DAY	FREE CL ₂ mg/l	TURBIDITY NTU	PO ₄ mg/l	FREE CL ₂ mg/l	TURBIDITY NTU	TEMP °F	pH	Fluoride	PO ₄ mg/l	P.A.C. LBS/MG	ANALYST INT
1	0.70	0.10	0.43	0.71	0.09	51	7.6	0.9	0.44	0	KD
2	0.69	0.10	0.44	0.70	0.08	51	7.7	0.9	0.47	0	KD
3	0.68	0.10	0.45	0.68	0.09	52	7.6	0.9	0.45	0	KD
4	0.70	0.11	0.43	0.67	0.09	52	7.5	0.9	0.44	0	KD
5	0.68	0.11	0.44	0.68	0.09	52	7.6	0.9	0.43	0	GA
6	0.69	0.09	0.43	0.70	0.08	52	7.5	0.9	0.43	0	GA
7	0.70	0.10	0.43	0.69	0.08	52	7.6	0.9	0.46	0	KD
8	0.69	0.09	0.45	0.70	0.10	52	7.6	0.9	0.45	0	GA
9	0.70	0.11	0.42	0.70	0.10	52	7.7	0.9	0.46	0	KD
10	0.69	0.11	0.44	0.68	0.09	52	7.5	0.9	0.47	0	KD
11	0.70	0.12	0.45	0.69	0.09	52	7.7	0.9	0.44	0	KD
12	0.68	0.09	0.44	0.69	0.08	53	7.6	0.9	0.46	0	KD
13	0.67	0.09	0.44	0.69	0.09	54	7.5	0.9	0.46	0	GA
14	0.71	0.09	0.45	0.69	0.10	53	7.6	0.9	0.43	0	GA
15	0.70	0.10	0.42	0.67	0.10	53	7.6	0.9	0.42	0	GA
16	0.71	0.10	0.42	0.68	0.10	54	7.6	0.9	0.43	0	GA
17	0.69	0.10	0.43	0.70	0.09	54	7.5	0.9	0.44	0	FG
18	0.70	0.09	0.44	0.69	0.09	54	7.6	0.9	0.45	0	KD
19	0.68	0.10	0.44	0.70	0.09	54	7.6	0.9	0.44	0	GA
20	0.67	0.09	0.43	0.68	0.09	55	7.5	0.9	0.42	0	GA
21	0.68	0.09	0.43	0.67	0.08	55	7.5	0.9	0.45	0	GA
22	0.67	0.09	0.46	0.67	0.08	55	7.5	1.0	0.44	0	GA
23	0.67	0.08	0.44	0.68	0.09	54	7.5	1.0	0.42	0	GA
24	0.69	0.09	0.45	0.70	0.09	56	7.5	0.9	0.43	0	GA
25	0.69	0.08	0.46	0.68	0.09	56	7.6	1.0	0.42	0	JV
26	0.70	0.10	0.41	0.70	0.09	56	7.6	0.9	0.46	0	JV
27	0.70	0.10	0.44	0.67	0.08	57	7.5	1.0	0.42	0	JV
28	0.70	0.10	0.44	0.68	0.08	57	7.5	1.0	0.47	0	JV
29	0.71	0.10	0.45	0.70	0.09	56	7.5	0.9	0.42	0	MR
30	0.71	0.09	0.43	0.70	0.09	57	7.5	1.0	0.44	0	MR
31	0.71	0.10	0.44	0.71	0.09	57	7.6	0.9	0.45	0	MR
AVG	0.69	0.10	0.44	0.69	0.09	54	7.6	0.9	0.44	0	
MAX	0.71	0.12	0.46	0.71	0.10	57	7.7	1.0	0.47	0	
MIN	0.67	0.08	0.41	0.67	0.08	51	7.5	0.9	0.42	0	


Terrance McGhee
Manager of Water Operations


Robert L. Martin
General Manager


DUPAGE WATER COMMISSION LABORATORY BENCH SHEET
MONTHLY REPORT FOR JUNE 2008

LEXINGTON SUPPLY

DUPAGE DISCHARGE

DAY	FREE CL ₂ mg/l	TURBIDITY NTU	PO ₄ mg/l	FREE CL ₂ mg/l	TURBIDITY NTU	TEMP °F	pH	Fluoride	PO ₄ mg/l	P.A.C. LBS/MG	ANALYST INT
1	0.70	0.10	0.46	0.69	0.09	57	7.5	1.1	0.45	0	MR
2	0.71	0.11	0.42	0.67	0.09	58	7.5	1.0	0.42	0	JV
3	0.68	0.11	0.46	0.66	0.08	58	7.4	1.1	0.40	0	MR
4	0.67	0.10	0.43	0.69	0.10	58	7.4	1.1	0.46	0	JV
5	0.67	0.09	0.44	0.69	0.09	59	7.5	1.1	0.44	0	JV
6	0.68	0.10	0.43	0.67	0.10	59	7.5	1.1	0.46	0	MR
7	0.69	0.11	0.49	0.67	0.10	57	7.6	1.0	0.43	0	MR
8	0.71	0.12	0.49	0.69	0.08	58	7.4	1.1	0.40	0	MR
9	0.68	0.12	0.41	0.68	0.10	58	7.4	1.0	0.43	0	MR
10	0.71	0.09	0.42	0.67	0.10	58	7.5	1.1	0.42	0	JV
11	0.67	0.10	0.43	0.67	0.09	59	7.4	1.0	0.41	0	JV
12	0.68	0.10	0.41	0.68	0.10	59	7.5	1.1	0.41	0	JV
13	0.67	0.10	0.42	0.66	0.10	59	7.6	1.1	0.45	0	JV
14	0.66	0.10	0.45	0.67	0.10	59	7.5	1.1	0.42	0	MR
15	0.68	0.12	0.41	0.66	0.08	59	7.4	1.1	0.41	0	AM
16	0.67	0.11	0.45	0.69	0.10	59	7.4	1.1	0.45	0	MR
17	0.68	0.11	0.43	0.66	0.10	60	7.4	1.1	0.47	0	MR
18	0.67	0.12	0.47	0.66	0.08	59	7.5	1.1	0.44	0	JV
19	0.68	0.12	0.44	0.57	0.10	58	7.5	1.1	0.43	0	JV
20	0.67	0.09	0.42	0.67	0.08	60	7.6	1.1	0.44	0	JV
21	0.68	0.11	0.44	0.69	0.09	61	7.6	1.1	0.42	0	JV
22	0.67	0.11	0.48	0.68	0.90	61	7.4	1.1	0.43	0	MR
23	0.69	0.10	0.41	0.67	0.08	62	7.4	1.1	0.44	0	MR
24	0.67	0.10	0.49	0.67	0.08	62	7.5	1.1	0.44	0	MR
25	0.70	0.12	0.43	0.68	0.09	64	7.5	1.1	0.41	0	MR
26	0.69	0.12	0.45	0.66	0.09	63	7.5	1.1	0.42	0	JV
27	0.70	0.12	0.45	0.69	0.10	62	7.6	1.1	0.43	0	KD
28	0.68	0.11	0.40	0.66	0.09	64	7.5	1.1	0.43	0	JV
29	0.67	0.11	0.41	0.67	0.09	64	7.5	1.1	0.41	0	JV
30	0.68	0.11	0.42	0.68	0.10	64	7.5	1.1	0.42	0	MR
31											

AVG	0.68	0.11	0.42	0.67	0.12	60	7.5	1.1	0.43	0
MAX	0.71	0.12	0.49	0.69	0.90	64	7.6	1.1	0.47	0
MIN	0.66	0.09	0.40	0.66	0.08	57	7.4	1.0	0.40	0


Terrance McGhee
Manager of Water Operations


Robert L. Martin
General Manager

DUPAGE WATER COMMISSION LABORATORY BENCH SHEET
MONTHLY REPORT FOR JULY 2008

LEXINGTON SUPPLY

DUPAGE DISCHARGE

DAY	FREE CL ₂	TURBIDITY	PO ₄	FREE CL ₂	TURBIDITY	TEMP	pH	Fluoride	PO ₂	P.A.C.	ANALYST
	mg/l	NTU	mg/l	mg/l	NTU				°F	mg/l	
1	0.73	0.10	0.44	0.72	0.09	64	7.5	1.0	0.44	0	MR
2	0.70	0.10	0.43	0.75	0.09	64	7.5	1.1	0.44	0	MR
3	0.71	0.09	0.47	0.72	0.09	64	7.6	1.1	0.45	0	MR
4	0.69	0.10	0.43	0.71	0.10	64	7.4	1.0	0.45	0	JV
5	0.69	0.09	0.48	0.71	0.09	66	7.6	1.0	0.44	0	JV
6	0.69	0.09	0.46	0.71	0.10	66	7.6	1.0	0.41	0	JV
7	0.72	0.10	0.41	0.72	0.10	66	7.6	1.0	0.45	0	JV
8	0.70	0.11	0.46	0.73	0.09	66	7.6	1.0	0.48	0	MR
9	0.69	0.10	0.46	0.70	0.09	69	7.6	1.0	0.46	0	MR
10	0.69	0.09	0.45	0.72	0.09	68	7.6	1.0	0.47	0	MR
11	0.69	0.10	0.49	0.72	0.09	68	7.6	1.0	0.47	0	MR
12	0.68	0.10	0.45	0.71	0.10	68	7.6	1.0	0.45	0	JV
13	0.67	0.10	0.49	0.71	0.09	70	7.6	1.0	0.45	0	JV
14	0.68	0.09	0.47	0.71	0.09	70	7.6	0.9	0.48	0	JV
15	0.68	0.09	0.48	0.73	0.08	71	7.6	1.1	0.42	0	JV
16	0.69	0.09	0.46	0.73	0.09	70	7.5	1.1	0.47	0	MR
17	0.69	0.09	0.45	0.71	0.08	70	7.5	1.1	0.45	0	MR
18	0.72	0.11	0.45	0.71	0.07	70	7.5	1.0	0.46	0	RC
19	0.73	0.11	0.47	0.72	0.08	79	7.6	1.0	0.49	0	KD
20	0.69	0.09	0.48	0.72	0.08	70	7.6	1.0	0.44	0	RC
21	0.68	0.09	0.42	0.73	0.08	70	7.5	1.0	0.48	0	RC
22	0.67	0.09	0.45	0.71	0.08	70	7.6	1.0	0.42	0	RC
23	0.68	0.09	0.43	0.72	0.08	70	7.4	1.0	0.46	0	RC
24	0.69	0.09	0.42	0.73	0.08	71	7.5	1.2	0.43	0	RC
25	0.69	0.09	0.44	0.72	0.09	71	7.5	1.2	0.49	0	JV
26	0.68	0.09	0.46	0.71	0.08	72	7.6	1.0	0.42	0	JV
27	0.70	0.09	0.46	0.72	0.07	72	7.6	1.0	0.43	0	RC
28	0.71	0.10	0.44	0.72	0.08	72	7.5	1.0	0.42	0	RC
29	0.72	0.11	0.47	0.71	0.09	72	7.5	1.0	0.45	0	RC
30	0.68	0.10	0.46	0.70	0.09	74	7.5	1.0	0.42	0	RC
31	0.69	0.09	0.46	0.71	0.10	74	7.5	1.0	0.45	0	RC
AVG	0.69	0.10	0.45	0.72	0.09	69	7.5	1.0	0.45	0	
MAX	0.73	0.11	0.49	0.75	0.10	74	7.6	1.2	0.49	0	
MIN	0.67	0.09	0.41	0.70	0.07	64	7.4	0.9	0.41	0	


Terrance McGhee
Manager of Water Operations



Robert L. Martin
General Manager

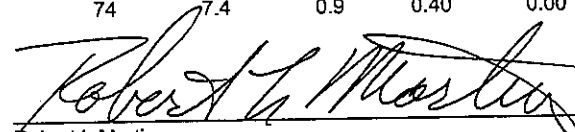
DUPAGE WATER COMMISSION LABORATORY BENCH SHEET
MONTHLY REPORT FOR AUGUST 2008

LEXINGTON SUPPLY

DUPAGE DISCHARGE

DAY	FREE CL ₂	TURBIDITY	PO ₄	FREE CL ₂	TURBIDITY	TEMP	pH	Fluoride	PO ₄	P.A.C.	ANALYST
	mg/l	NTU	mg/l	mg/l	NTU	°F		mg/l	mg/l	LBS/MG	
1	0.65	0.09	0.42	0.69	0.08	74	7.4	0.9	0.42	0	GA
2	0.67	0.09	0.44	0.70	0.08	74	7.4	1.0	0.41	0	GA
3	0.67	0.09	0.40	0.72	0.07	75	7.6	1.0	0.41	0	GA
4	0.69	0.09	0.40	0.71	0.08	74	7.5	1.0	0.40	0	GA
5	0.69	0.09	0.45	0.71	0.08	74	7.4	1.1	0.45	0	RC
6	0.66	0.09	0.48	0.69	0.08	74	7.4	1.1	0.45	0	RC
7	0.68	0.09	0.44	0.70	0.08	74	7.6	1.1	0.44	0	RC
8	0.71	0.09	0.47	0.71	0.08	74	7.6	1.1	0.45	0	RC
9	0.67	0.10	0.46	0.72	0.08	75	7.5	1.0	0.46	0	GA
10	0.68	0.10	0.47	0.72	0.09	75	7.6	1.0	0.45	0	GA
11	0.68	0.10	0.45	0.72	0.09	74	7.6	1.0	0.47	0	GA
12	0.67	0.10	0.45	0.71	0.08	74	7.6	1.0	0.43	0	GA
13	0.69	0.10	0.49	0.69	0.07	75	7.4	1.0	0.47	0	RC
14	0.67	0.10	0.44	0.70	0.08	74	7.4	1.0	0.46	0	RC
15	0.67	0.10	0.48	0.67	0.08	74	7.5	1.1	0.47	0	RC
16	0.66	0.10	0.44	0.69	0.07	74	7.5	1.1	0.45	0	RC
17	0.69	0.09	0.45	0.68	0.08	75	7.5	1.1	0.45	0	GA
18	0.67	0.08	0.40	0.69	0.07	75	7.6	1.1	0.46	0	GA
19	0.68	0.10	0.43	0.71	0.07	74	7.5	1.1	0.42	0	GA
20	0.69	0.10	0.46	0.71	0.07	74	7.6	1.0	0.45	0	RC
21	0.67	0.09	0.48	0.70	0.07	74	7.4	1.0	0.45	0	RC
22	0.67	0.09	0.48	0.72	0.07	74	7.4	1.0	0.47	0	RC
23	0.68	0.09	0.47	0.71	0.07	74	7.4	1.0	0.45	0	RC
24	0.67	0.08	0.48	0.71	0.08	75	7.5	1.0	0.43	0	RC
25	0.68	0.09	0.49	0.72	0.08	75	7.4	1.0	0.45	0	GA
26	0.68	0.08	0.44	0.72	0.07	74	7.4	1.0	0.45	0	GA
27	0.67	0.09	0.48	0.70	0.08	74	7.5	1.0	0.44	0	GA
28	0.69	0.09	0.47	0.70	0.08	75	7.5	1.0	0.44	0	GA
29	0.70	0.10	0.48	0.70	0.07	75	7.4	1.0	0.45	0	RC
30	0.70	0.09	0.48	0.71	0.08	75	7.4	1.0	0.45	0	RC
31	0.71	0.10	0.47	0.71	0.09	75	7.5	1.0	0.47	0	RC
AVG	0.68	0.09	0.46	0.70	0.08	74	7.5	1.0	0.45	0.00	
MAX	0.71	0.10	0.49	0.72	0.09	75	7.6	1.1	0.47	0.00	
MIN	0.65	0.08	0.40	0.67	0.07	74	7.4	0.9	0.40	0.00	


Terrance McGhee
Manager of Water Operations


Robert L. Martin
General Manager


DUPAGE WATER COMMISSION LABORATORY BENCH SHEET
MONTHLY REPORT FOR SEPTEMBER 2008

LEXINGTON SUPPLY

DUPAGE DISCHARGE

DAY	FREE CL ₂ mg/l	TURBIDITY NTU	PO ₄ mg/l	FREE CL ₂ mg/l	TURBIDITY NTU	TEMP °F	pH	Fluoride mg/l	PO ₄ mg/l	P.A.C. LBS/MG	ANALYST INT
1	0.70	0.10	0.43	0.78	0.09	75	7.5	1.0	0.56	0	RC
2	0.70	0.10	0.45	0.78	0.09	75	7.5	1.0	0.45	0	GA
3	0.70	0.10	0.46	0.77	0.09	75	7.6	1.0	0.47	0	GA
4	0.71	0.11	0.44	0.77	0.10	75	7.6	1.0	0.45	0	GA
5	0.71	0.11	0.45	0.77	0.10	74	7.6	1.0	0.44	0	GA
6	0.72	0.09	0.45	0.79	0.09	74	7.6	1.0	0.47	0	AM
7	0.69	0.10	0.43	0.78	0.09	74	7.6	1.0	0.55	0	RC
8	0.69	0.09	0.42	0.78	0.09	74	7.6	1.0	0.63	0	RC
9	0.69	0.09	0.45	0.77	0.11	74	7.6	1.0	0.65	0	RC
10	0.69	0.10	0.43	0.78	0.10	74	7.6	1.0	0.47	0	GA
11	0.70	0.10	0.42	0.78	0.11	73	7.6	1.0	0.50	0	RC
12	0.71	0.10	0.44	0.78	0.10	72	7.5	1.0	0.46	0	JU
13	0.72	0.10	0.45	0.79	0.09	72	7.5	1.0	0.44	0	JV
14	0.73	0.10	0.45	0.77	0.09	72	7.6	1.0	0.43	0	JV
15	0.74	0.10	0.47	0.77	0.10	72	7.6	1.0	0.48	0	JV
16	0.74	0.10	0.42	0.75	0.10	72	7.6	1.1	0.52	0	JV
17	0.73	0.09	0.43	0.78	0.10	71	7.6	1.1	0.52	0	CT
18	0.73	0.09	0.44	0.79	0.09	71	7.5	1.1	0.51	0	MR
19	0.73	0.10	0.47	0.78	0.09	71	7.5	1.0	0.51	0	MR
20	0.72	0.11	0.45	0.79	0.09	71	7.5	1.0	0.50	0	CT
21	0.72	0.11	0.45	0.76	0.09	71	7.5	1.0	0.51	0	CT
22	0.73	0.11	0.45	0.79	0.10	70	7.5	1.0	0.44	0	AM
23	0.71	0.11	0.43	0.79	0.11	70	7.5	1.1	0.43	0	AM
24	0.71	0.11	0.49	0.79	0.09	71	7.5	1.1	0.45	0	GA
25	0.71	0.11	0.43	0.77	0.09	71	7.6	1.1	0.50	0	RC
26	0.71	0.10	0.45	0.77	0.09	71	7.5	1.1	0.58	0	RC
27	0.71	0.10	0.49	0.79	0.10	70	7.5	1.0	0.48	0	MR
28	0.71	0.10	0.48	0.79	0.10	70	7.5	1.0	0.48	0	MR
29	0.71	0.10	0.42	0.76	0.10	70	7.5	0.9	0.49	0	MR
30	0.72	0.11	0.42	0.77	0.10	70	7.6	1.0	0.41	0	GA
AVG	0.71	0.10	0.45	0.78	0.10	72	7.6	1.0	0.49	0	
MAX	0.74	0.11	0.49	0.79	0.11	75	7.6	1.1	0.65	0	
MIN	0.69	0.09	0.42	0.75	0.09	70	7.5	0.9	0.41	0	


Terrance McGhee
Manager of Water Operations


Robert L. Martin
General Manager


DUPAGE WATER COMMISSION LABORATORY BENCH SHEET
MONTHLY REPORT FOR OCTOBER 2008

LEXINGTON SUPPLY

DUPAGE DISCHARGE

DAY	FREE CL ₂ mg/l	TURBIDITY NTU	PO ₄ mg/l	FREE CL ₂ mg/l	TURBIDITY NTU	TEMP °F	pH	Fluoride	PO ₄ mg/l	P.A.C. LBS/MG	ANALYST INT
1	0.76	0.11	0.44	0.78	0.10	70	7.4	1.0	0.44	0	JV
2	0.76	0.10	0.45	0.78	0.10	70	7.4	1.0	0.40	0	JV
3	0.74	0.10	0.42	0.79	0.09	71	7.5	1.0	0.40	0	JV
4	0.75	0.11	0.48	0.78	0.10	69	7.4	1.0	0.44	0	KD
5	0.77	0.12	0.45	0.79	0.07	68	7.4	1.0	0.45	0	MR
6	0.72	0.10	0.43	0.79	0.07	68	7.4	1.0	0.49	0	MR
7	0.76	0.12	0.43	0.80	0.07	67	7.4	1.1	0.40	0	MR
8	0.73	0.12	0.46	0.76	0.08	65	7.4	1.0	0.49	0	JV
9	0.74	0.11	0.47	0.78	0.09	65	7.4	1.0	0.49	0	JV
10	0.72	0.10	0.49	0.78	0.09	66	7.4	1.0	0.47	0	JV
11	0.75	0.10	0.42	0.79	0.08	65	7.4	1.1	0.48	0	JV
12	0.74	0.10	0.45	0.79	0.09	63	7.4	1.0	0.43	0	MR
13	0.72	0.10	0.46	0.77	0.09	63	7.4	1.0	0.48	0	MR
14	0.76	0.11	0.43	0.78	0.09	62	7.5	1.1	0.47	0	MR
15	0.74	0.11	0.44	0.77	0.08	62	7.5	1.0	0.41	0	MR
16	0.76	0.12	0.43	0.76	0.08	63	7.5	1.1	0.47	0	JV
17	0.78	0.10	0.47	0.78	0.08	62	7.5	1.0	0.48	0	JV
18	0.76	0.10	0.43	0.79	0.08	65	7.4	1.0	0.48	0	JV
19	0.73	0.10	0.47	0.79	0.09	62	7.4	1.0	0.48	0	JV
20	0.75	0.10	0.47	0.80	0.09	62	7.5	1.1	0.40	0	MR
21	0.73	0.12	0.46	0.79	0.08	60	7.5	1.0	0.42	0	MR
22	0.76	0.12	0.46	0.77	0.09	61	7.5	1.1	0.46	0	MR
23	0.75	0.12	0.43	0.78	0.09	61	7.4	1.0	0.45	0	MR
24	0.74	0.10	0.42	0.79	0.07	58	7.4	1.0	0.47	0	JV
25	0.73	0.10	0.46	0.79	0.09	58	7.4	1.1	0.49	0	JV
26	0.74	0.10	0.44	0.78	0.08	56	7.4	1.1	0.49	0	JV
27	0.73	0.10	0.43	0.77	0.08	57	7.4	1.0	0.48	0	JV
28	0.77	0.11	0.43	0.77	0.08	55	7.4	1.0	0.43	0	MR
29	0.74	0.11	0.42	0.77	0.10	58	7.4	1.1	0.42	0	MR
30	0.74	0.11	0.45	0.78	0.07	55	7.5	1.1	0.47	0	MR
31	0.75	0.10	0.45	0.80	0.07	55	7.5	1.0	0.47	0	MR
AVG	0.75	0.11	0.45	0.78	0.08	63	7.4	1.0	0.45	0	
MAX	0.78	0.12	0.49	0.80	0.10	71	7.5	1.1	0.49	0	
MIN	0.72	0.10	0.42	0.76	0.07	55	7.4	1.0	0.40	0	


Terrance McGhee
Manager of Water Operations


Robert L. Martin
General Manager


DUPAGE WATER COMMISSION LABORATORY BENCH SHEET
MONTHLY REPORT FOR NOVEMBER 2008

LEXINGTON SUPPLY

DUPAGE DISCHARGE

DAY	FREE CL ₂ mg/l	TURBIDITY NTU	PO ₄ mg/l	FREE CL ₂ mg/l	TURBIDITY NTU	TEMP °F	pH	Fluoride mg/l	PO ₄ mg/l	P.A.C. LBS/MG	ANALYST INT
1	0.68	0.10	0.43	0.69	0.09	55	7.4	1.0	0.43	0	JV
2	0.67	0.10	0.45	0.69	0.09	55	7.4	1.1	0.44	0	JV
3	0.71	0.10	0.47	0.72	0.08	57	7.4	1.0	0.42	0	JV
4	0.72	0.10	0.46	0.75	0.08	55	7.5	1.1	0.42	0	JV
5	0.68	0.10	0.43	0.71	0.08	54	7.4	1.0	0.44	0	JV
6	0.72	0.09	0.43	0.74	0.09	54	7.4	1.1	0.43	0	JV
7	0.67	0.11	0.45	0.71	0.09	54	7.4	1.1	0.41	0	JV
8	0.71	0.11	0.47	0.72	0.07	53	7.4	0.9	0.47	0	MR
9	0.71	0.10	0.42	0.74	0.08	51	7.5	1.0	0.41	0	RC
10	0.73	0.10	0.41	0.76	0.09	54	7.4	0.9	0.45	0	RC
11	0.72	0.10	0.44	0.75	0.09	54	7.4	1.0	0.42	0	RC
12	0.69	0.11	0.45	0.71	0.08	52	7.4	1.0	0.45	0	RC
13	0.67	0.11	0.42	0.71	0.07	52	7.4	1.1	0.43	0	GA
14	0.67	0.10	0.41	0.70	0.08	52	7.4	1.1	0.41	0	GA
15	0.69	0.11	0.40	0.71	0.09	51	7.5	1.1	0.40	0	GA
16	0.68	0.10	0.43	0.70	0.10	51	7.4	1.1	0.42	0	GA
17	0.72	0.12	0.43	0.74	0.10	51	7.4	1.0	0.42	0	RC
18	0.74	0.12	0.43	0.75	0.09	51	7.4	1.0	0.42	0	RC
19	0.72	0.10	0.44	0.73	0.09	49	7.4	1.0	0.43	0	RC
20	0.73	0.09	0.45	0.75	0.10	48	7.4	1.0	0.41	0	RC
21	0.72	0.09	0.42	0.75	0.09	48	7.4	1.1	0.43	0	JV
22	0.71	0.10	0.42	0.74	0.10	48	7.4	1.2	0.41	0	GA
23	0.69	0.11	0.43	0.72	0.09	48	7.4	1.2	0.41	0	GA
24	0.69	0.09	0.41	0.72	0.10	47	7.4	1.2	0.41	0	GA
25	0.72	0.10	0.46	0.74	0.08	45	7.4	1.0	0.46	0	RC
26	0.71	0.11	0.42	0.74	0.09	46	7.4	1.0	0.48	0	RC
27	0.72	0.12	0.43	0.76	0.10	46	7.5	1.1	0.45	0	RC
28	0.72	0.12	0.45	0.74	0.10	45	7.5	1.0	0.42	0	RC
29	0.73	0.09	0.41	0.76	0.08	45	7.5	1.1	0.40	0	GA
30	0.73	0.10	0.40	0.75	0.10	44	7.4	1.1	0.43	0	GA
31											
AVG	0.71	0.10	0.43	0.73	0.09	51	7.4	1.1	0.43	0	
MAX	0.74	0.12	0.47	0.76	0.10	57	7.5	1.2	0.48	0	
MIN	0.67	0.09	0.40	0.69	0.07	44	7.4	0.9	0.40	0	


Terrance McGhee
Manager of Water Operations


Robert L. Martin
General Manager


DUPAGE WATER COMMISSION LABORATORY BENCH SHEET
MONTHLY REPORT FOR DECEMBER 2008

LEXINGTON SUPPLY

DUPAGE DISCHARGE

DAY	LEXINGTON SUPPLY		DUPAGE DISCHARGE								ANALYST
	FREE CL ₂ mg/l	TURBIDITY NTU	PO ₄ mg/l	FREE CL ₂ mg/l	TURBIDITY NTU	TEMP °F	pH	Fluoride	PO ₄ mg/l	P.A.C. LBS/MG	
1	0.72	0.06	0.52	0.77	0.08	45	7.7	1.1	0.49	0	GA
2	0.70	0.06	0.52	0.72	0.07	45	7.7	1.1	0.48	0	GA
3	0.74	0.07	0.52	0.73	0.07	45	7.6	1.0	0.50	0	JU
4	0.76	0.06	0.48	0.80	0.08	44	7.6	1.0	0.42	0	RC
5	0.76	0.06	0.47	0.75	0.08	43	7.7	1.1	0.50	0	JU
6	0.75	0.06	0.51	0.76	0.09	43	7.6	1.2	0.51	0	GA
7	0.73	0.07	0.51	0.76	0.09	39	7.6	1.2	0.53	0	GA
8	0.76	0.06	0.50	0.76	0.09	39	7.5	1.1	0.53	0	GA
9	0.71	0.08	0.48	0.71	0.08	39	7.6	1.1	0.52	0	GA
10	0.74	0.09	0.49	0.75	0.08	40	7.6	1.1	0.49	0	GA
11	0.74	0.09	0.49	0.76	0.08	40	7.6	1.1	0.48	0	AM
12	0.76	0.06	0.55	0.76	0.07	40	7.6	1.2	0.49	0	RC
13	0.76	0.08	0.49	0.75	0.08	40	7.7	1.0	0.53	0	RC
14	0.78	0.07	0.48	0.77	0.08	39	7.6	1.0	0.51	0	RC
15	0.72	0.07	0.50	0.75	0.09	39	7.6	1.2	0.48	0	GA
16	0.73	0.07	0.51	0.75	0.09	39	7.6	1.2	0.48	0	GA
17	0.74	0.07	0.51	0.72	0.08	40	7.6	1.1	0.51	0	GA
18	0.75	0.07	0.48	0.78	0.08	40	7.6	1.2	0.52	0	GA
19	0.72	0.06	0.62	0.77	0.08	40	7.6	1.0	0.52	0	RC
20	0.70	0.06	0.51	0.78	0.07	40	7.6	1.1	0.49	0	RC
21	0.72	0.07	0.57	0.78	0.07	40	7.7	1.1	0.51	0	RC
22	0.73	0.07	0.51	0.76	0.07	40	7.6	1.1	0.51	0	RC
23	0.78	0.06	0.42	0.76	0.07	40	7.6	1.2	0.50	0	GA
24	0.72	0.07	0.42	0.77	0.08	39	7.6	1.1	0.49	0	GA
25	0.73	0.07	0.43	0.75	0.08	39	7.6	1.2	0.48	0	GA
26	0.70	0.07	0.42	0.77	0.08	38	7.6	1.2	0.48	0	GA
27	0.70	0.06	0.52	0.73	0.07	39	7.5	1.1	0.53	0	RC
28	0.70	0.06	0.50	0.78	0.07	38	7.6	1.1	0.52	0	RC
29	0.70	0.06	0.57	0.79	0.07	38	7.6	1.0	0.51	0	RC
30	0.72	0.06	0.51	0.80	0.07	38	7.6	1.0	0.51	0	RC
31	0.76	0.07	0.48	0.80	0.08	38	7.6	1.0	0.45	0	GA
AVG	0.73	0.07	0.50	0.76	0.08	40	7.6	1.1	0.50	0	
MAX	0.78	0.09	0.62	0.80	0.09	45	7.7	1.2	0.53	0	
MIN	0.70	0.06	0.42	0.71	0.07	38	7.5	1.0	0.42	0	


Terrance McGhee
Manager of Water Operations


Robert L. Martin
General Manager